














LILY STREET FARM

Lily Street Farm Way, Swanwick, Alfreton, Derbyshire DE55 1FJ

As a Registered Developer, Peveril Homes operates under guidance of the Consumer Code for New Homes.
A copy of the Code can be downloaded from our website at peverilhomes.co.uk/consumer-code



LILY STREET FARM

SPECIFICATION



LILY STREET FARM



Kitchen	2-bedroom	3-bedroom	4-bedroom	5-bedroom
Choice of professionally designed contemporary styled fitted kitchens*	•	•	•	•
Soft-close drawers and doors	•	•	•	•
Square or rounded edged 40mm laminate and premium stylish work tops in a wide range of colours and designs*	•	•	•	•
Co-ordinating work top upstand	•	•	•	•
Caple Canis 1 bowl kitchen sink in choice of colours	•			
Caple Canis 1 1/2 bowl kitchen sink in choice of colours		•	•	•
Opus chrome mixer tap	•	•		
Aspen chrome mixer tap ASPS2			•	•
AEG built-in single oven	•	•		
AEG built-in double fan oven			•	•
AEG 4 burner gas 600 hob (4-bedroom includes, Bosworth, Ticknall, and Melbourne)	•	•	•	
AEG 5 burner gas 750 hob			•	•
Stainless steel chimney extractor with glass canopy	•	•	•	•
Stainless steel cooker splashback	•	•		
Pewter glass cooker splashback			•	•
Zanussi fully integrated 13 place dishwasher			•	•
Zanussi fully integrated 50/50 fridge freezer	•	•	•	•
Zanussi integrated full height fridge and full height freezer (Rearsby, Denby, and Belvedere)			•	•

Bathrooms	2-bedroom	3-bedroom	4-bedroom	5-bedroom
Elegant Roca white sanitary ware (WC only to 4 and 5 beds)	•	•	•	•
Villeroy & Boch white sanitary ware			•	•
Water-efficient dual flush toilet	•	•	•	•
Soft-close toilet seat	•	•	•	•
Methven chrome Taps	•	•	•	•
Methven Port Satinjet adjustable shower	•	•	•	•
Wide range of Porcelanosa wall tiles*	•	•	•	•
Merlyn glass shower screen or over bathscreen	•	•	•	•
Full height Porcelanosa tiling to shower area*	•	•	•	•
Chrome heated towel rail	•	•	•	•
Choice of quality Kardean flooring in a variety of finishes*	•	•	•	•
Shaver point	•	•	•	•

Ensuites	2-bedroom	3-bedroom	4-bedroom	5-bedroom
Elegant Roca white sanitary ware (WC only to 4 and 5 beds)	•	•	•	•
Villeroy & Boch white sanitary ware	•	•	•	•
Water-efficient dual flush toilet	•	•	•	•
Soft-close toilet seat	•	•	•	•
Methven chrome taps	•	•	•	•
Methven Port Satinjet adjustable shower	•	•	•	•
Methven Waipori Satinjet fixed head shower (excluding Foston, Bosworth, and Melbourne)		•	•	•
Aqualisa electric shower (Ingleby, Denby, and Belvedere)			•	•
Wide range of Porcelanosa wall tiles*	•	•	•	•
Full height Porcelanosa tiling to shower area*	•	•	•	•
Chrome heated towel rail	•	•	•	•
Choice of quality Kardean flooring in a variety of finishes*	•	•	•	•
Shaver point	•	•	•	•

Bedrooms	2-bedroom	3-bedroom	4-bedroom	5-bedroom
Glide & Slide full height wardrobe in a choice of finishes fitted to master bedroom*	•	•	•	•

Electrical	2-bedroom	3-bedroom	4-bedroom	5-bedroom
Mains powered (with battery back up) smoke detectors to hall and landings	•	•	•	•
TV point to lounge	•	•	•	•
TV point to all bedrooms	•	•	•	•
Dusk to dawn sensor to front porch light and rear light with motion sensor	•	•	•	•
Under unit lighting to kitchen	•	•	•	•
Recess lighting to kitchen, ensuite, and bathroom	•	•	•	•

Heating	2-bedroom	3-bedroom	4-bedroom	5-bedroom
Energy-efficient gas central heating throughout	•	•	•	•
Thermostatically controlled radiators to all rooms (except where wall mounted thermostat is fitted)	•	•	•	•
Programmable control of heating system	•	•	•	•

Interior Finishes	2-bedroom	3-bedroom	4-bedroom	5-bedroom
Moulded 4 panel door with grained finish	•	•		
Worcester panelled door			•	•
Dulux Almond White or similar to ceilings	•	•	•	•
Dulux Gloss White woodwork	•	•	•	•
Dulux Almond White or similar to walls	•	•	•	•
Kardean flooring in a choice of finishes to all wet areas including kitchen, utility, WC, bathroom, and ensuite*	•	•	•	•
Square newels, spindles, and oak handrails	•	•	•	•

Exterior Finishes	2-bedroom	3-bedroom	4-bedroom	5-bedroom
Landscaped front garden (where applicable)	•	•	•	•
Boundary finishes of close board fencing, brick wall, and gabion wall (plot specific)	•	•	•	•
White double glazed PVCu windows	•	•	•	•
White double glazed PVCu French doors to patio (where layout permits)	•	•	•	•
PVCu gutters	•	•	•	•
Multi-point door locking system to front and rear doors	•	•	•	•
Up and over steel garage door (where applicable)	•	•	•	•
Spy hole to front door	•	•	•	•
Paving buff riven slabs to patio area	•	•	•	•

Miscellaneous	2-bedroom	3-bedroom	4-bedroom	5-bedroom
Outside tap	•	•	•	•

Peace of mind
Each home will be independently surveyed during construction by the LABC, who will issue their 10-year warranty certificate on completion.

Please note: Peveril Homes operate a policy of continuous development and improvement and reserves the right to alter or amend the specification at any time without notice. Please check specific plot details with your Sales Executive prior to commitment, particularly on items that are important to you. Interior images are representative of a typical Peveril home.

*Choice where stage of construction permits. Please check with our Sales Executive.